

EPSON® LQ-590/LQ-2090



*Extremely robust high speed
24pin dot matrix printers*

- **Very high speed printing up to 529cps**
- **Mean Time Between Failure 20,000 power on hours**
- **Mean Volume Between Failure 40 million lines**
- **Print head life 400 million strokes/wire**
- **Flexible paper handling from front, top, rear and bottom**
- **Standard parallel and USB interfaces and optional network capabilities**

EPSON® LQ-590/LQ-2090

The EPSON LQ-590 and EPSON LQ-2090 bring exceptional performance to the 24pin segment. In addition to high speed printing up to 529 characters per second, they are extremely compact, robust and reliable. This is perfect for the relentless everyday demands of busy environments like doctors' surgeries, banks, travel agencies and freight forwarders. Versatile paper management also comes as standard, for fast, flexible printing of orders and invoices, labels, system event logs, cheques and barcodes.

THE PERFECT PRINTERS FOR MEDIUM AND LARGE PRINT VOLUMES

These printers are built to last in even the most difficult printing environments. They have a Mean Volume Between Failure (MVBF) of print mechanisms of 40 million lines, a Mean Time Between Failure (MTBF) of 20,000 Power On Hours, a print head life of 400 million strokes per wire and a long life ribbon that will last up to 5 million/8 million characters (EPSON LQ-590/LQ-2090).

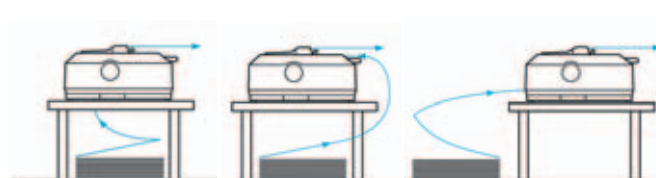
Versatile paper handling

Multiple business applications are a breeze for the EPSON LQ-590 and EPSON LQ-2090. In addition to a high copy capability of 5-part forms, continuous paper can be inserted from front, rear or bottom, and up to four different forms stored simultaneously (2 continuous**, 2 single sheet***). The push tractor can be changed to a pull tractor to ensure a straighter paper pass, while the push and optional pull tractors can be used to ensure the smoothest paper feed.

Even more versatility is provided by the front paper guide for handling smaller sheets*, and optional additions include a front sheet guide**** for A4 sheets, a high capacity 150 page cut sheet feeder, a standard capacity 50 page cut sheet feeder, and an additional tractor unit for push and pull feeding or to allow two continuous paper types to be loaded at the same time.



EPSON LQ-2090



*Standard on the EPSON LQ-2090, optional on the EPSON LQ-590

**Optional tractor required

***Optional cut sheet feeders required

****Standard on the EPSON LQ-590, optional on the EPSON LQ-2090



Two noise level modes

The EPSON LQ-590 and EPSON LQ-2090 offer maximum performance at a minimum sound level, thanks to quiet operation and a choice of Standard and Low-Noise modes which represent just 51/49 dB(A) for the EPSON LQ-590 and 52/50 dB(A) for the EPSON LQ-2090.

Total connectivity

These printers can be quickly and easily integrated into any set-up with their standard USB and Parallel interfaces and optional serial, Twinax and Coax. They can also be integrated into a network – with or without wires – via the optional EPSONNet 10/100 BaseTx Int. Print Server or EPSONNet Wireless Ext. Print Server.

Long life ribbons for cost-effective results

Even the heaviest workloads require fewer ribbon changes, thanks to EPSON ribbons that feature a re-ink tank for longer life. The result is up to 5 million/8 million (EPSON LQ-590/EPSONLQ-2090) per ribbon, and an impressively low net cost per page.

Key Features

- Very high print speed up to 529cps
- High copy capability of five part forms
- Flexible paper handling from front, top, rear and bottom
- Two optional cut sheet feeders to store different forms
- Additional tractor unit option to accommodate two continuous forms at the same time or to allow push and pull feeding
- Flexible connectivity with standard USB and Parallel interfaces
- Optional wireless and wired network interface
- Very robust and reliable
- Mean Volume Between Failure 40 million lines
- Mean Time Between Failure 20,000 Power On Hours
- Print head life 400 million strokes/wire
- Ribbon Life 5 million characters EPSON LQ-590, 8 million characters EPSON LQ-2090





EPSON LQ-590

EPSON® LQ-590/LQ-2090

Specifications

PRINTER NAME		EPSON LQ-590	EPSON LQ-2090
PART NUMBER		C11C558021DA (240V)	C11C559011DA (240V)
PRINT SPEED			
High Speed Draft	12, 10 CPI	529, 440 cps	
Draft	15, 12, 10 CPI	495, 396, 330 cps	
LQ	15, 12, 10 CPI	165, 132, 110 cps	
PRINT CHARACTERISTICS			
Character Sets		14 International character sets	
Character Tables*		PC APTC-PC 720- PC864-PC708-PCAR864 (Arabic) Roman 8, ISO Latin 1, PC858, ISO 8859-15, Italic, PC437, PC850, EPSON Draft, EPSON Roman, EPSON Sans Serif, EPSON Courier, EPSON Prestige EPSON Script, EPSON OCR-B, EPSON Orator, EPSON Orator-S, EPSON Script C EPSON Roman, EPSON Sans Serif, EPSON Roman T, EPSON Sans Serif H EAN-13, EAN-8, Interleaved 2 of 5, UPC-A, UPC-E, Code 39, Code 128, POSTNET	
Bitmap Fonts		EPSON Draft, EPSON Roman, EPSON Sans Serif, EPSON Courier, EPSON Prestige EPSON Script, EPSON OCR-B, EPSON Orator, EPSON Orator-S, EPSON Script C EPSON Roman, EPSON Sans Serif, EPSON Roman T, EPSON Sans Serif H	
Scalable Fonts		EPSON Roman, EPSON Sans Serif, EPSON Roman T, EPSON Sans Serif H	
Bar Codes		EAN-13, EAN-8, Interleaved 2 of 5, UPC-A, UPC-E, Code 39, Code 128, POSTNET	
PRINTABLE COLUMNS (Characters per line)			
PITCH		12, 10 CPI	
		96, 80	163, 136
PAPER HANDLING			
Paper Path		Manual Insertion Front or rear in, top out Push Tractor Front or rear in, top out Pull Tractor Front, rear or bottom in, top out Cut Sheet Feeder Rear in, top out	
CUT SHEET SIZE			
Width		100 - 257mm (3.9 - 10.1 inch)	100 - 420mm (3.9 - 16.5 inch)
Length		100 - 364mm (3.9 - 14.3 inch)	100 - 420mm (3.9 - 16.5 inch)
CONTINUOUS PAPER SIZE			
Width		101.6 - 254 mm, (4 - 10 inch)	101.6 - 406.4 mm (4-16 inch)
Length		101.6 - 558.8 mm (4 - 22 inch)	101.6 - 558.8 mm (4 - 22 inch)
PAPER THICKNESS			
Single Sheet		0.065-0.14mm (0.0025-0.0055 inch)	
Multi Part		0.12-0.39mm (0.0047-0.015 inch)	
Continuous Paper (Single sheet and multi part)		0.065 - 0.39mm (0.0025 - 0.018 inch)	
Label Base Sheet		0.07 - 0.09mm (0.0028 - 0.0035 inch)	
Label Total Sheet		0.16 - 0.19mm (0.0063 - 0.0075 inch)	
PAPER FEEDING			
Standard			
Cut Sheet		Rear in, top out Front in, top out	
Push Tractor		Rear in, top out Front in, top out	
Pull Tractor		Rear in, top out Front in, top out Bottom in, top out	
Optional Feeder		Cut Sheet Feeder Rear in, top out Push-Pull Tractor Rear in, top out Front in, top out	
COPY			
1 original + 4 copies			
ACOUSTIC NOISE			
Low-Noise mode		49dB(A)	50dB(A)
Standard Noise mode		51dB(A)	52dB(A)
LINE SPACING			
4.23mm (1/6 inch) or programmable in increments of 0.0706mm (1/360 inch)			
INPUT DATA BUFFER			
128 KByte			
INTERFACE			
STANDARD Bi-directional parallel interface (IEEE-1284 nibble mode supported), USB (ver 1.1)			
OPTIONAL Wired and wireless network interfaces Serial, Twinax and Coax interfaces			
RIBBON CARTRIDGE			
COLOR		Black	
TYPE		Fabric	
RIBBON LIFE (EPSON LQ-590 /EPSON LQ-2090)		Approx. 5 million characters/8 million characters	
RELIABILITY			
MEAN PRINT VOLUME BETWEEN FAILURE (MVBF)		40 million lines (except print head)	
MEAN TIME BETWEEN FAILURE (MTBF)		20,000 Power on hours	
PRINT HEAD LIFE		400 million strokes/wire	
ENVIRONMENTAL CONDITIONS (OPERATING)			
TEMPERATURE		5 ~ 35 °C	
HUMIDITY		10 ~ 80 %	
ELECTRICAL SPECIFICATIONS			
RATED VOLTAGE		AC 220 ~ 240 V	
RATED FREQUENCY		50 ~ 60 Hz	
POWER CONSUMPTION		Approx. 42 W (ISO/IEC 10561 Letter pattern) (AC 220 ~ 240 V) Energy Star compliant	
DIMENSIONS			
DIMENSIONS (wxdxh)		437.5 x 374.75 x 171.5mm	612.5 x 374.75 x 171.5mm
WEIGHT		Approx. 7.1 kg	Approx. 9.5 kg
PRINTER DRIVER/UTILITY OS			
Microsoft® Windows® 95/98/2000/Me/XP and Microsoft® Windows® NT® operating system Version 4.0 EPSON Status Monitor 3 (Microsoft® Windows® 95/98/Me/XP and Microsoft® Windows® NT® operating system Version 4.0 environment only)			
UTILITY			
OPTIONS			
HIGH CAPACITY CUT SHEET FEEDER		C12C806382	C12C806402
STANDARD CUT SHEET FEEDER		C12C806372	C12C806392
ADDITIONAL PUSH/PULL TRACTOR		C12C800202	C12C800212
ROLL PAPER HOLDER		C12C811141	C12C811141
FRONT PAPER GUIDE**		C12C814022	-
FRONT SHEET GUIDE***		-	C12C814011



EPSON (UK) Ltd

Campus 100, Maylands Avenue,
Hemel Hempstead, Hertfordshire HP2 7TJ
United Kingdom
Telephone: +44 (0) 8702 413093
Fax: +44 (0) 1442 227227
E-mail: info@epson.co.uk

Home Page: www.epson.co.uk

For product support, call the EPSON Customer
Support Hotline on 08704 437 766
For Ireland, call 01 679 9016 (Stylus products)
01 679 9015 (non Stylus products)

ISO 14001 BVQI Certification Number 80679



*Check your local website for complete character table list
**Included as standard with the EPSON LQ-2090
***Included as standard with the EPSON LQ-590